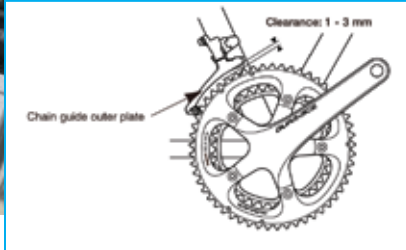


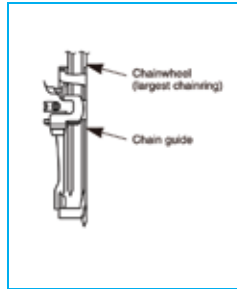
FRONT DERAILLEUR: Installation & Set-up

CLEARANCE



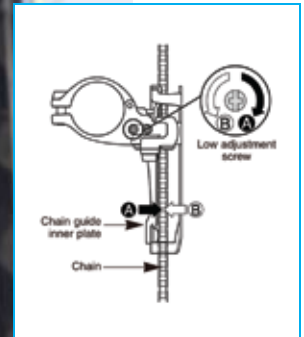
1. Clearance between the chain guide outer plate and the large gear should be 1 - 3mm before installing.

ALIGNMENT



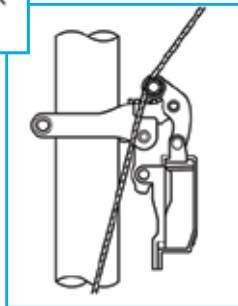
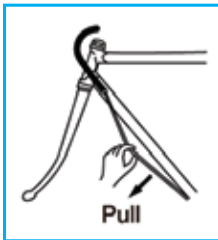
2. The level section of the chain guide outer plate should be directly above and parallel to the largest chainring, as per diagram above. Secure with a 5mm Allen wrench.

LOW ADJUSTMENT



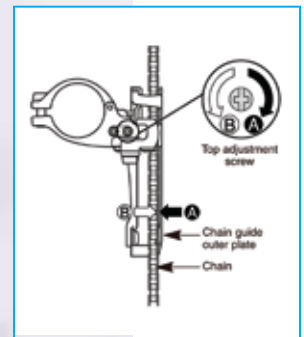
3. Adjust so that clearance between the chain guide inner plate and the chain is 0 - 0.5 mm.

CONNECTING & SECURING THE CABLE



4. Clearance between the chain guide outer plate and the large gear should be 1 - 3mm before installing.

TOP ADJUSTMENT



5. Adjust so that clearance between the chain guide outer plate and chain is 0 - 0.5 mm.